




06. PLAN REGLEMENTARI URBANISTICE


LIMITE
 - - - - - LIMITA PUD

REGIM INALTIME EXISTENT

 LOCUINTE INDIVIDUALE
P / P+1 EXISTENTE

 LOCUINTE COLECTIVE
P+8 EXISTENTE

 ACCES AUTO PROPUS

 ACCES PIETONAL PROPUS

LIMITA EDIFICABIL
 EDIFICABIL

| INDICATORI URBANISTICI | | | | |
|------------------------|-----------|---------------------|---------|---------------------|
| | EXISTENTI | | PROPUSI | |
| S teren | 128,0 | | | |
| POT | 44,53% | 57,0 m ² | 45,0% | 57,60m ² |
| CUT | 0,445 | 57,0 m ² | 0,9 | 115,2m ² |
| H _{-max} | Parter | 3,5 m | P+1E | 7,0 m |
| S verde | 00,0 % | 00,0 m ² | 20,0% | 25,6 m ² |
| Parcare | 00,0 % | 00,0 m ² | 13,7% | 17,5 m ² |



Beneficiar: